



REPAIR & REPLACE STEEL & NYLON FUEL LINES






Complete Fuel Line Repair Assortment #0454

Nylon Fuel Line Repair Splice



Nylon Fuel Line Quick Connector Installation



3118 5/16 x 3/32 For quick connect for FORD/GM/CHRY. 	3902 		
3134 3/8 x 3/32 For quick connect for FORD/GM/CHRY. For 10mm nylon line. 			
3135 3/8 x 3/32 16mm GM fitting For 10mm nylon line. 	3913 90 deg. holder Orange used with 3904 cones. 	3914 90 deg. holder Blue used with 3907 cones. 	49590 Acetone Fuel Line Lubricant 
3119 5/16 x 3/32 16mm GM fitting 	3903 90 deg. holder Blue used with 3903 cones. 	3912 90 deg. holder Blue used with 3907 cones. 	
3907 Nylon cones - 16mm. 	3908 Nylon cones - 10mm. 	3909 Nylon cones - 16mm. 	3910 Nylon cones - 10mm. 

SIDE 1

2964 1/4" straight to brass 5/16 nylon line. 	2965 1/4" straight to brass 5/16 nylon line. 	2966 3/8" straight to brass 5/16 nylon line. 	2967 1/2" straight to brass 5/16 nylon line. 	2971 3/8" elbow to brass 5/16 nylon line. 	2972 1/2" elbow to brass 5/16 nylon line. 
2969 1/2" straight to brass 5/16 nylon line. 	2973 1/2" straight to brass 5/16 nylon line. 	2978 3/8" straight to brass 5/16 nylon line. 	2979 1/2" straight to brass 5/16 nylon line. 	3153C 1/2" 90 deg. elbow to brass 5/16 nylon line. 	3154C 1/2" 90 deg. elbow to brass 5/16 nylon line. 
3155C 1/2" 90 deg. elbow to brass 5/16 nylon line. 	2980 300deg. clamp for 1/4" to 1/2" nylon line. 	2982 300deg. clamp for 3/8" to 1/2" nylon line. 	2856 Compression unions for nylon, steel or copper lines. 	2867 1/4" compression union for nylon, steel or copper lines. 	2858 1/2" comp. union for nylon, steel or copper lines. 
2988 1/2" 90 deg. elbow for 3/8" nylon line. 	2999 Brass 5/16 straight to brass 5/16 nylon line. 	4236 GM female end for 16mm 3/8" nylon line. 	4237 GM female end for brass 5/16 nylon line. 	2841 3/8 to 5/16 reducing comp. union - JB lines. 	2842 1/2 to 3/8 reducing comp. union - JB lines. 
3240 1/2" 90 deg. elbow for 3/8" nylon line. 	3241 1/2" 90 deg. elbow for 5/16 nylon line. 	SIDE 2		2846 5/16-90 deg. comp. union - JB with gfl lines. 	2847 1/2" 90 deg. comp. union - JB with all lines. 

0454 CONTENTS (91 pieces)

- | | | | |
|------------|-----------|-----------|-----------|
| 1 - 0070 | 2 - 2965 | 2 - 3118 | 2 - 3904 |
| 1 - 2841 | 2 - 2966 | 2 - 3119 | 1 - 3906 |
| 2 - 2842 | 2 - 2967 | 2 - 3134 | 1 - 3907 |
| 1 - 2846 | 4 - 2968 | 2 - 3135 | 1 - 3908 |
| 1 - 2847 | 1 - 2969 | 2 - 3153C | 1 - 3909 |
| 2 - 2856 | 2 - 2971 | 2 - 3154C | 1 - 3910 |
| 2 - 2857 | 1 - 2972 | 1 - 3155C | 1 - 3912 |
| 2 - 2858 | 1 - 2973 | 2 - 3240 | 1 - 3913 |
| 4 - 2959 | 2 - 2978 | 2 - 3241 | 1 - 3914 |
| 15' - 2962 | 2 - 2979 | 1 - 3901 | 1 - 4236 |
| 15' - 2963 | 10 - 2980 | 1 - 3902 | 1 - 4237 |
| 2 - 2964 | 10 - 2982 | 1 - 3903 | 1 - 49590 |

